











SPOTlight: School Year 2022-2023


Kensington Health Sciences Academy			
School Code	5550	Principal Name	Nimet Eren
Sector	District	Address	2463 Emerald St
Network	Network 4	Phone	215 400 3600
Report Type	High School	Admission Category	Catchment
Receives K8 Report	No	October 1 Enrollment	434
Grades in Report	9 12		
Website	khsa.philasd.org		

School Performance Outcomes Table

CONDITIONS FOR SUCCESS				
Metric Name	2021-22 Results	2022-23 Results	2022-23 Progress	Metric Description
Student Attendance	40.4%	42.5%	+2.1 %-pts 	Percentage of students attending 90% or more of instructional days
Teacher Attendance	85.7%	94.6%	+8.9 %-pts 	Percentage of teachers attending 90% or more of work days
Student Dropouts (Grades 9-12)	27	19	-8 	Number of students no longer enrolled, and who did not transfer or graduate
Graduation Rate (4-Year Cohort)	86.5%	78.3%	-8.2 %-pts 	Percentage of students graduating high school within four years of first-time enrollment in 9th grade

ACADEMIC GOALS						
Metric Name	2018-19 Results*	2022-23 Results	2022-23 Progress	2018-19 Results*	2022-23 Results	2022-23 Progress
Goal 4: Best by 11th Grade	Keystone Proficient or Advanced			Keystone Below Basic		
Algebra 1	19.6%	3.1%	-16.5 %-pts 	30.9%	51.0%	+20.1 %-pts 
Biology	13.6%	10.4%	-3.2 %-pts 	63.5%	43.8%	-19.8 %-pts 
Literature	29.2%	39.4%	+10.2 %-pts 	36.5%	22.3%	-14.2 %-pts 

* Due to COVID-19 pandemic-related test cancellations and exemptions, Keystone results for 2022-23 are compared to pre-pandemic (2018-19) performance.

Metric Name	2021-22 Results	2022-23 Results	2022-23 Progress	Metric Description
Goal 5: Grade 12 CTE	NOCTI Competent or Advanced			
NOCTI	21.3%	26.5%	+5.2 %-pts 	Percentage of students passing the industry standards assessment specific to each Career and Technical Education (CTE) program

All SPOTlight indicator colors are based on unrounded changes in results. Percentage point changes are rounded to the nearest tenth for display.

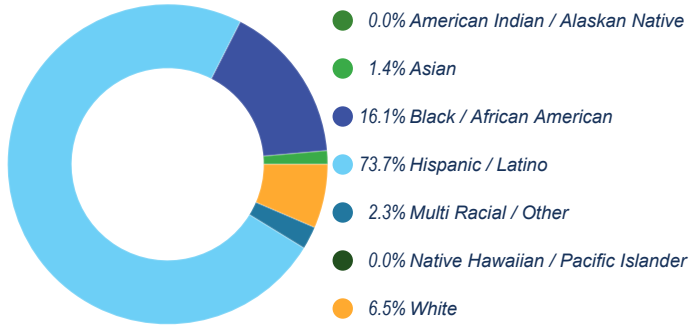
SPOTlight Legend:	Improving 	Maintaining 	Not Improving 
-------------------	---	--	---

Kensington Health Sciences Academy

2022-2023 SCHOOL PROGRESS REPORT ON EDUCATION AND EQUITY

School Code | 5550 Sector | District Network | Network 4
 Principal Name | Nimet Eren Address | 2463 Emerald St
 Phone | 215-400-3600 Website | khsa.philasd.org
 Report Type | High School Grades in Report | 9-12
 Admissions Category | Catchment Receives K8 Report | No Oct 1 Enrollment | 434

Student Enrollment and Demographics



478
of Students Served Over the Full Year

22.1%
% of Students with IEPs

25.4%
% of Students Identified as English Learners

86.9%
% of Students Identified as Economically Disadvantaged

Student Attendance

19.0%
% of Students Attending at Least 95% of Instructional Days

42.5%
% of Students Attending at Least 90% of Instructional Days

Score Level	Performance	Improvement	Level
Not Applicable for 2022-2023	Black / African American		
	Insufficient Data for Score	Insufficient Data for Score	NA
Performance Insufficient Data for Score	Hispanic / Latino		
	Insufficient Data for Score	Insufficient Data for Score	NA
Improvement Improving in 7 out of 13 Eligible Metrics 53.9%	Multi Racial / Other		
	Insufficient Data for Score	Insufficient Data for Score	NA
Goal Performance (All Students)	White		
Four-Year Cohort Graduation Rate	Insufficient Data for Score	Insufficient Data for Score	NA
Score: 78.3%	American Indian / Alaskan Native		
NOT IMPROVING -8.2 From Prior Year	Insufficient Data for Score	Insufficient Data for Score	NA
GOAL 4 Keystone: % of Students Proficient or Advanced on All 3 Keystones, Grade 11	Asian		
Score: 2.0%	Insufficient Data for Score	Insufficient Data for Score	NA
NOT IMPROVING -5.2 From Prior Year	Native Hawaiian / Pacific Islander		
GOAL 5 % of 12th Grade CTE Students Meeting Industry Standards	Insufficient Data for Score	Insufficient Data for Score	NA
Score: 26.5%	English Learners		
IMPROVING +5.2 From Prior Year	Insufficient Data for Score	Insufficient Data for Score	NA
<ul style="list-style-type: none"> Improving Maintaining Not Improving Not Applicable 	Students with IEPs		
	Insufficient Data for Score	Insufficient Data for Score	NA
	Economically Disadvantaged		
	Insufficient Data for Score	Insufficient Data for Score	NA

Climate, Culture & Opportunity

Conditions for Success

School Code | 5550 School Name | Kensington Health Sciences Academy

% of Students Attending 90%+ of Days

All Students

478 Students

Score: 42.5%



IMPROVING

+2.1 From Prior Year



% of Students Attending

Greater Than 95% of Instructional Days

19.0%

90-95% of Instructional Days

23.4%

85-90% of Instructional Days

17.2%

80-85% of Instructional Days

11.1%

Less than 80% of Instructional Days

29.3%

Number of Dropouts

All Students

Grades 9-12

Students: 19

IMPROVING

-8.0 From Prior Year



% of Students Receiving Zero Out-of-School Suspensions

All Students

478 Students

Score: 89.8%



NOT IMPROVING

-3.1 From Prior Year



* Schools that are performing at the most positive value for a metric automatically receive a label of "Improving", even if no change in performance occurred.

Climate, Culture & Opportunity

Conditions for Success

School Code | 5550 School Name | Kensington Health Sciences Academy

% of Teachers Attending 90%+ of Days

All Teachers

37 Teachers

Score: 94.6%



IMPROVING

+8.9 From Prior Year



Additional Teacher Metrics

30.0%

% of Teachers Rated as Distinguished

70.0%

% of Teachers Rated as Proficient

92.5%







Year-to-Year Teacher Retention

* Schools that are performing at the most positive value for a metric automatically receive a label of "Improving", even if no change in performance occurred.

College & Career: Every Student Graduates Ready for College and Careers

Conditions for Success

School Code | 5550 School Name | Kensington Health Sciences Academy

Four-Year Cohort Graduation Rate	Other Key Metrics		
<p>All Students 90 out of 115 Students</p> <p>Score: 78.3%</p> <p>NOT IMPROVING -8.2 From Prior Year </p>			
<p>Black / African American 15 out of 20 Students</p> <p>Score: 75.0%</p> <p>Not Applicable No Data Prior Year </p>	<p>71.0%</p> <p>Ninth-Grade On-Track Rate</p>		
<p>Hispanic / Latino 68 out of 84 Students</p> <p>Score: 81.0%</p> <p>NOT IMPROVING -9.2 From Prior Year </p>	<p>48.2%</p> <p>First-Fall Matriculation</p>		
<p>Multi Racial / Other</p> <p>Insufficient Sample</p>	<p>45.9%</p> <p>% of Students Completing the FAFSA by End of 12th Grade</p>		
<p>White</p> <p>Insufficient Sample</p>			
<p>American Indian / Alaskan Native</p> <p>Insufficient Sample</p>			
<p>Asian</p> <p>Insufficient Sample</p>			
<p>Native Hawaiian / Pacific Islander</p> <p>Insufficient Sample</p>			
<p>English Learners 21 out of 31 Students</p> <p>Score: 67.7%</p> <p>NOT IMPROVING -9.2 From Prior Year </p>			
<p>Students with IEPs 15 out of 24 Students</p> <p>Score: 62.5%</p> <p>NOT IMPROVING -12.5 From Prior Year </p>			
<p>Economically Disadvantaged 78 out of 97 Students</p> <p>Score: 80.4%</p> <p>NOT IMPROVING -5.2 From Prior Year </p>			

* Schools that are performing at the most positive value for a metric automatically receive a label of "Improving", even if no change in performance occurred.

College & Career: Every Student Graduates Ready for College and Careers

Goal 4 - Keystone Algebra I Proficiency, Grade 11

School Code | 5550 School Name | Kensington Health Sciences Academy

Keystone Algebra 1: % of Students Proficient or Advanced, Grade 11	Keystone Algebra 1: % of Students Below Basic, Grade 11
All Students 3 out of 98 Students Score: 3.1% <div style="display: flex; align-items: center; gap: 10px;"> NOT IMPROVING -16.5 From Prior Year ✖ </div>	All Students 50 out of 98 Students Score: 51.0% <div style="display: flex; align-items: center; gap: 10px;"> NOT IMPROVING +20.1 From Prior Year ✖ </div>
Black / African American Insufficient Sample	Black / African American Insufficient Sample
Hispanic / Latino 1 out of 72 Students Score: 1.4% <div style="display: flex; align-items: center; gap: 10px;"> Not Applicable No Data Prior Year ⊙ </div>	Hispanic / Latino 36 out of 72 Students Score: 50.0% <div style="display: flex; align-items: center; gap: 10px;"> Not Applicable No Data Prior Year ⊙ </div>
Multi Racial / Other Insufficient Sample	Multi Racial / Other Insufficient Sample
White Insufficient Sample	White Insufficient Sample
American Indian / Alaskan Native Insufficient Sample	American Indian / Alaskan Native Insufficient Sample
Asian Insufficient Sample	Asian Insufficient Sample
Native Hawaiian / Pacific Islander Insufficient Sample	Native Hawaiian / Pacific Islander Insufficient Sample
English Learners 0 out of 25 Students Score: 0.0% <div style="display: flex; align-items: center; gap: 10px;"> Not Applicable No Data Prior Year ⊙ </div>	English Learners 18 out of 25 Students Score: 72.0% <div style="display: flex; align-items: center; gap: 10px;"> Not Applicable No Data Prior Year ⊙ </div>
Students with IEPs Insufficient Sample	Students with IEPs Insufficient Sample
Economically Disadvantaged 2 out of 78 Students Score: 2.6% <div style="display: flex; align-items: center; gap: 10px;"> Not Applicable No Data Prior Year ⊙ </div>	Economically Disadvantaged 37 out of 78 Students Score: 47.4% <div style="display: flex; align-items: center; gap: 10px;"> Not Applicable No Data Prior Year ⊙ </div>









* Schools that are performing at the most positive value for a metric automatically receive a label of "Improving", even if no change in performance occurred.

* Due to COVID-19 pandemic-related test cancellations and exemptions, Keystone results for 2022-2023 are compared to pre-pandemic (2018-2019) performance; 2018-2019 subgroup data are not included.

College & Career: Every Student Graduates Ready for College and Careers

Goal 4 - Keystone Biology Proficiency, Grade 11

School Code | 5550 School Name | Kensington Health Sciences Academy

Keystone Biology: % of Students Proficient or Advanced, Grade 11	Keystone Biology: % of Students Below Basic, Grade 11
<p>All Students 10 out of 96 Students</p> <p>Score: 10.4% NOT IMPROVING -3.2 From Prior Year </p>	<p>All Students 42 out of 96 Students</p> <p>Score: 43.8% IMPROVING -19.8 From Prior Year </p>
<p>Black / African American</p> <p>Insufficient Sample</p>	<p>Black / African American</p> <p>Insufficient Sample</p>
<p>Hispanic / Latino 5 out of 71 Students</p> <p>Score: 7.0% Not Applicable No Data Prior Year </p>	<p>Hispanic / Latino 33 out of 71 Students</p> <p>Score: 46.5% Not Applicable No Data Prior Year </p>
<p>Multi Racial / Other</p> <p>Insufficient Sample</p>	<p>Multi Racial / Other</p> <p>Insufficient Sample</p>
<p>White</p> <p>Insufficient Sample</p>	<p>White</p> <p>Insufficient Sample</p>
<p>American Indian / Alaskan Native</p> <p>Insufficient Sample</p>	<p>American Indian / Alaskan Native</p> <p>Insufficient Sample</p>
<p>Asian</p> <p>Insufficient Sample</p>	<p>Asian</p> <p>Insufficient Sample</p>
<p>Native Hawaiian / Pacific Islander</p> <p>Insufficient Sample</p>	<p>Native Hawaiian / Pacific Islander</p> <p>Insufficient Sample</p>
<p>English Learners 0 out of 24 Students</p> <p>Score: 0.0% Not Applicable No Data Prior Year </p>	<p>English Learners 11 out of 24 Students</p> <p>Score: 45.8% Not Applicable No Data Prior Year </p>
<p>Students with IEPs</p> <p>Insufficient Sample</p>	<p>Students with IEPs</p> <p>Insufficient Sample</p>
<p>Economically Disadvantaged 6 out of 76 Students</p> <p>Score: 7.9% Not Applicable No Data Prior Year </p>	<p>Economically Disadvantaged 35 out of 76 Students</p> <p>Score: 46.1% Not Applicable No Data Prior Year </p>

* Schools that are performing at the most positive value for a metric automatically receive a label of "Improving", even if no change in performance occurred.

* Due to COVID-19 pandemic-related test cancellations and exemptions, Keystone results for 2022-2023 are compared to pre-pandemic (2018-2019) performance; 2018-2019 subgroup data are not included.

College & Career: Every Student Graduates Ready for College and Careers

Goal 4 - Keystone Literature Proficiency, Grade 11

School Code | 5550 School Name | Kensington Health Sciences Academy

Keystone Literature: % of Students Proficient or Advanced, Grade 11	Keystone Literature: % of Students Below Basic, Grade 11
<p>All Students 37 out of 94 Students</p> <p>Score: 39.4%</p> <p>IMPROVING +10.2 From Prior Year </p>	<p>All Students 21 out of 94 Students</p> <p>Score: 22.3%</p> <p>IMPROVING -14.2 From Prior Year </p>
<p>Black / African American</p> <p>Insufficient Sample</p>	<p>Black / African American</p> <p>Insufficient Sample</p>
<p>Hispanic / Latino 25 out of 68 Students</p> <p>Score: 36.8%</p> <p>Not Applicable No Data Prior Year </p>	<p>Hispanic / Latino 16 out of 68 Students</p> <p>Score: 23.5%</p> <p>Not Applicable No Data Prior Year </p>
<p>Multi Racial / Other</p> <p>Insufficient Sample</p>	<p>Multi Racial / Other</p> <p>Insufficient Sample</p>
<p>White</p> <p>Insufficient Sample</p>	<p>White</p> <p>Insufficient Sample</p>
<p>American Indian / Alaskan Native</p> <p>Insufficient Sample</p>	<p>American Indian / Alaskan Native</p> <p>Insufficient Sample</p>
<p>Asian</p> <p>Insufficient Sample</p>	<p>Asian</p> <p>Insufficient Sample</p>
<p>Native Hawaiian / Pacific Islander</p> <p>Insufficient Sample</p>	<p>Native Hawaiian / Pacific Islander</p> <p>Insufficient Sample</p>
<p>English Learners 5 out of 21 Students</p> <p>Score: 23.8%</p> <p>Not Applicable No Data Prior Year </p>	<p>English Learners 6 out of 21 Students</p> <p>Score: 28.6%</p> <p>Not Applicable No Data Prior Year </p>
<p>Students with IEPs</p> <p>Insufficient Sample</p>	<p>Students with IEPs</p> <p>Insufficient Sample</p>
<p>Economically Disadvantaged 32 out of 78 Students</p> <p>Score: 41.0%</p> <p>Not Applicable No Data Prior Year </p>	<p>Economically Disadvantaged 18 out of 78 Students</p> <p>Score: 23.1%</p> <p>Not Applicable No Data Prior Year </p>

* Schools that are performing at the most positive value for a metric automatically receive a label of "Improving", even if no change in performance occurred.

* Due to COVID-19 pandemic-related test cancellations and exemptions, Keystone results for 2022-2023 are compared to pre-pandemic (2018-2019) performance; 2018-2019 subgroup data are not included.

College & Career: Every Student Graduates Ready for College and Careers

Goal 4 - Keystone Overall Proficiency, Grade 11

Goal 5 - Career and Technical Education, Grade 12

School Code | 5550 School Name | Kensington Health Sciences Academy

Keystone All Subjects: % of Students Proficient or Advanced, Grade 11

All Students
2 out of 98 Students

Score: 2.0%

NOT IMPROVING

-5.2 From Prior Year



Black / African American

Insufficient Sample

Hispanic / Latino
0 out of 72 Students

Score: 0.0%

Not Applicable

No Data Prior Year



Multi Racial / Other

Insufficient Sample

White

Insufficient Sample

American Indian / Alaskan Native

Insufficient Sample

Asian

Insufficient Sample

Native Hawaiian / Pacific Islander

Insufficient Sample

English Learners
0 out of 25 Students

Score: 0.0%

Not Applicable

No Data Prior Year



Students with IEPs

Insufficient Sample

Economically Disadvantaged
1 out of 78 Students

Score: 1.3%

Not Applicable

No Data Prior Year



% of 12th Grade CTE Students Meeting Industry Standards

All Students
49 Students

Score: 26.5%



IMPROVING

+5.2 From Prior Year



* Schools that are performing at the most positive value for a metric automatically receive a label of "Improving", even if no change in performance occurred.
* Due to COVID-19 pandemic-related test cancellations and exemptions, Keystone results for 2022-2023 are compared to pre-pandemic (2018-2019) performance; 2018-2019 subgroup data are not included.